


CON-E-CO®

An Oshkosh Truck Corporation Company

454L

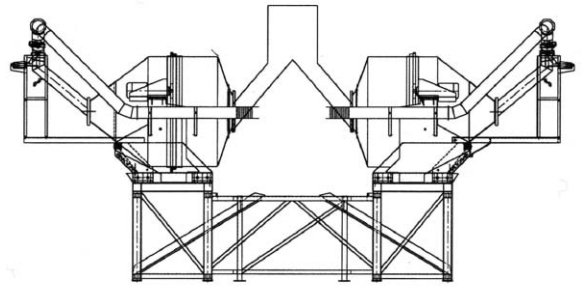
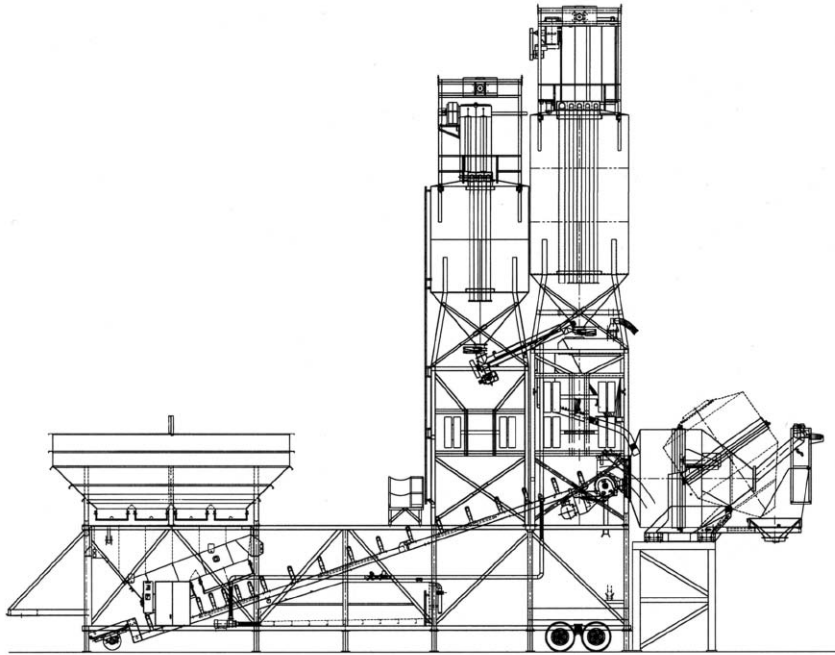
New Central Mix Concrete Batch Plant

*A winning combination
of mobility and
high performance!*



QUALITY • PERFORMANCE • SERVICE

CON-E-CO Model 454L Central Mix Concrete Batch Plant



100 cubic yard, 3-compartment aggregate storage bin, 54" wide mixer charging conveyor, 475 BBL cement I storage silo, 335 BBL cement II storage silo, 12 cubic yard tilt mixer. Aggregate material handling system includes two plant-supported conveyors.

ON THE COVER: Dual 12 cubic yard mixers, 60 cubic yard aggregate bin, 54" mixer charging conveyor, 475 BBL cement I, 335 BBL cement II, three 1,045 BBL ground storage silos, 5,000 gallon water storage tank.

SPECIFICATIONS

PRODUCTION CAPACITY

The CON-E-CO 454 has the capability to discharge 12 cubic yards of batched materials in 16 seconds. Mixer cycle time determines actual production.

AGGREGATE BATCHER

12 cubic yard rated capacity, fabricated all welded with double clamshell type discharge gates, with 4-1/2" diameter heavy-duty air cylinder. Scale system — direct load cells and digital readout.

AGGREGATE BATCH DISCHARGE CONVEYOR

54" wide belt with 45" troughing idlers and return idlers. Includes troughing training idler and return training idler.

TRANSPORTATION SYSTEM

Rear mounted 36,000 lb. capacity tandem axle with eight (8) 9:00 by 20 12-ply tires, wheels, air brakes, heavy-duty spring suspension, tail and brake lights, and fifth wheel rub plate with king pin.

CEMENT BATCHER

12 cubic yard rated capacity. Batcher discharge is through 20" diameter butterfly valve operated by 4-1/2" diameter air cylinder. Scale system — direct load cells and digital readout. Includes batcher dust control system with 22 bags, 36.1 square feet of cloth area.

HIGH-PRESSURE AIR SYSTEM

20 HP, TEFC electric motor driven, low-pressure, high-volume blower for cement aeration.

LOW-PRESSURE AIR SYSTEM

5 HP, TEFC electric motor driven, low-pressure, high-volume blower for cement aeration.

WATER SYSTEM

Water weigh batcher. CON-E-CO Model 515-2" Electronic Temper Water Meter. Slump meter to manually control concrete slump. Includes 5,000 gallon storage tank, plant-mounted centrifugal 400 GPM water pump with TEFC electric motor drive.

CEMENT STORAGE SILO

2480 cubic foot (maximum 620 barrels, minimum 516 barrels) gross volume, single compartment cement storage silo furnished with three (3) 5" fill pipes. Includes transportation system with rear-mounted, 20,000 lb. capacity single axle with 4 9:00 by 20 12-ply tires, wheels, air brakes, heavy-duty spring suspension, tail and brake lights, and fifth wheel rub plate with king pin.

OPTIONAL — FLY ASH STORAGE SILO

2480 cubic foot (maximum 620 barrels, minimum 516 barrels) gross volume, two 5" fill pipes, 9" diameter discharge screw. Includes transportation system with rear-mounted, 20,000 lb. capacity single axle with 4 9:00 by 20 12-ply tires, wheels, air brakes, heavy-duty spring suspension, tail and brake lights, and fifth wheel rub plate with king pin.

CONCRETE MIXING SYSTEM

12 cubic yard mobile tilt mixer.

ELECTRICAL SYSTEM

Pre-wired in conduit from main service panel for 3ph/60 Hz/640 volt operation complete with magnetic starters with 115 volt coils for each plant motor. All motor circuit wiring protected by individual circuit breakers. All electrical components housed in NEMA 12 dust-tight steel enclosure. Includes main disconnect circuit breaker. UL-approved electrical panels.

NOTE: In accordance with CON-E-CO's policy of constantly improving its products, the above specifications are subject to change without notice.

Proud Member of  NATIONAL READY MIXED CONCRETE ASSOCIATION

CON-E-CO®

An Oshkosh Truck Corporation Company

Address: P.O. Box 430
Blair, NE 68008

Phone: (402) 426-4181

Fax: (402) 426-4180

Website: www.con-e-co.com

E-Mail: sales@con-e-co.com